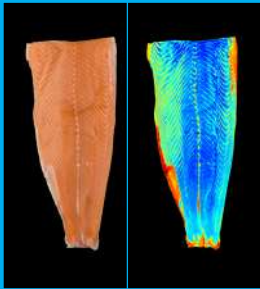
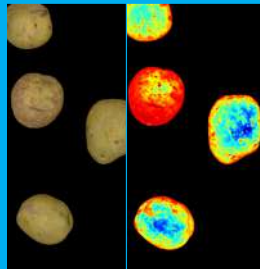


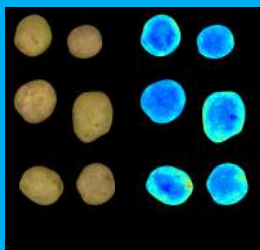
Chlorophyll measurement with multi-fluorescence filter changer.



Meat vs. fat content in salmon fillet.



Chlorophyll accumulation mapping in potatoes



Sprout detection in potatoes.



The VideometerLab500 is a complete system inclusive of a soft drawer and, optionally, of a smart beamer for color projection on products for easy and accurate manual sorting.

SPECTRAL IMAGING MADE EASY

VideometerLab 500

The VideometerLab 500 is a VideometerLab instrument with a larger field-of-view than the standard of 500x250 mm and a pixel size of 114 μm . It can be used for bigger samples such as batches of potatoes strips, chips, beets, apples or any products with a wide surface area to be measured. The system comprises of a soft close drawer, that easily feeds the device with samples. Furthermore, it optionally includes a smart beamer, projecting indication lights onto the products to rapidly measure which should be approved and which do not meet quality standards.

VideometerLab 500

KEY FEATURES AND ADVANTAGES

- Homogeneous and diffuse illumination.
- Spectral imaging and quantitative analysis in 5-10 seconds.
- 17-20 different wavelengths/illuminants.
- Multispectral fluorescence option.
- 12.3 Mpixels per wavelength providing 200-360 million pixels/values per image.
- Standardized instrument including easy-to-use instrument calibration.
- Superior color determination compared to traditional RGB technology.
- Automatic change of dynamic range, depending on the application.
- Long lifetime of the light sources. Up to 100.000 hours.
- Increased stability due to LED source technology.
- Powerful exploratory software for R&D.
- Recipe building tool for easy-to-use routine applications.



Videometer A/S · Hørkær 12 B, 3 · DK-2730 Herlev · Denmark
Tel +45 4576 1077 · mail@videometer.com · www.videometer.com

VideometerLab 500

TECHNICAL SPECIFICATIONS



Light sources	17 high power LED sources with a range from 405 nm to 970 nm.
Image size	2000 * 4000 pixels
Resolution	~113.8 µm / pixel
Dynamic range	Optimized according to the application using autolight setup.
Calibration	Absolute reflectance calibration using 2 reflectance calibration targets and one geometric calibration target. Simple calibration wizard procedure that takes 3 minutes.
Sample size	Sample size up to 500x250x120mm
Time of complete analysis	5-10 seconds per sample.
Dimensions closed	900 mm(h) * 620 mm(w) * 930 mm(d)
Dimensions opened	900 mm(h) * 620 mm(w) * 1200 mm(d).
Weight	55 kg
Power supply	110-240 VAC, 50/60 Hz.
Ambient temperature	Operation: 5-40 °C, Storage: -5-50 °C.
Ambient humidity	20-90 % RH non-condensing.
PC requirements	Minimum configuration: Intel i7 12th generation or better, 32 GB RAM, USB3 SuperSpeed port.
Software requirements	Microsoft Windows 10/11 Professional 64 bit, full Windows update.
Hardware options	Smart beamer for light projection. Filter changer (for combined reflectance/fluorescence).
Software options	MSI Toolbox Blob Toolbox Classifier Design Tool (CDT)

Videometer offers a wide range of multi spectral imaging instruments measuring what you see with your eyes – and beyond. They are fast, non-destructive, versatile, and reproducible with world-leading accuracy. The accompanying Videometer software provides a unique variety of machine learning and AI spectral imaging analysis tools. Laboratory, at-line, on-line, and in-line systems are designed for quality assurance, process control, PAT, and product development.



Detection of impurities in salmon with MSI tools (top left and right) and beamer projection (bottom).



The VideometerLab500 comes with a soft close drawer and, optionally, a smart beamer which projects colors on products for easy and accurate manual sorting or classification.

